

SIGNLIGHTSLED[®] BY HAVELLS

Innovative Retrofit Solutions for Outdoor Signs

Address: 111 Preamble Court, Anderson, SC-29621

Phone: (855) 428-3557 | **Email:** infousa@havells.com

PRODUCT
CATALOGUE



SIGNLIGHTSLED[®] BY
HAVELLS

RAPID CAMP
FOR **BRIGHTER**
SIGN ILLUMINATION



TABLE OF CONTENT

ABOUT US	03
RAPID LAMP GEN 2	04
RAPID LAMP GEN 3	06
RAPID BRACKET	10
ACCESSORIES	12
MODULE	14
LED POWER SUPPLY	16
OUR WORKS	18
WHY US	19
TESTIMONIALS	20

ABOUT SIGNLIGHT LED

A PROMINENT MANUFACTURER OF LED SIGN LIGHTS Where Innovation Meets Simplicity

As pioneers in the industry, we take pride in introducing our patented sign tubes, a revolutionary solution that redefined the installation experience. Our cutting-edge daisy-chain system allows you to effortlessly connect up to 20 tubes in a series, making it possible to retrofit any sign on the planet in just minutes. These tubes are crafted after two decades of field experience to address the pain points of installers, sign companies, and end users in mind, ensuring a seamless and efficient installation process.

Our Anderson, SC warehouse maintains a substantial inventory, keeping at least 2500 pieces of each size (F18-F120) in stock at all times. With a commitment to efficiency, orders received before 3:00PM EST are shipped the same day. Convenience is at the forefront of our packaging, as our products are neatly arranged in cases of 4, 8, 10, 15 and/or 20, depending on size, complete with required T-connectors and a power cable inside the box. No more guessing games - just straightforward, user-friendly solutions.

WE LIGHT UP COMMERCIAL PYLON, MONUMENT, AND OTHER SIGN CABINETS

At Signlight LED, we offer a comprehensive range of products to cater to all signage needs, From LED sign tubes and brackets to modules, power supplies and corn lamps. Our diverse selection ensures that every sign can be serviced using our top-of-the-line solutions. Our commitment to safety is evident through our products, always certified and backed by warranty for peace of mind. Our flagship products, Rapid Lamp Gen 2 & Gen 3, boast UL certification, SAM listing, IP65 rating, and an impressive double-sided design -all supported by a 5-year warranty.

Our Gen 2 tubes allow for bypassing existing wiring, making them suitable for most sign retrofit projects. With internal drivers and a daisy-chain system, sockets function as mere placeholders. Even if one tube malfunctions, your sign will stay lit until maintenance.

Our Gen 3 tubes retain all advantages of Gen 2 but are specifically tailored for menu boards and slim cabinets, featuring a unique lens designed to reduce hot spots and ensure even light distribution.

Our Rapid Brackets are designed for use with our Rapid Lamps, creating a brilliant combo. Making it possible to illuminate even the old rusty signs, or a brand new commercial pylon, monument and other sign cabinets alike. Additionally, the brackets make our tubes suitable for awnings, and other interior and exterior applications.

Our passion at Signlight LED is rooted in innovation and simplicity. We are dedicated to designing products that are not only technologically advanced but also remarkably easy to use. Join us on a journey where cutting-edge technology meets unparalleled user experience, setting new benchmarks in the world of illuminated signage.

SIGNLIGHTSLED® BY
HAVELLS

7+ YEARS
IN MARKET

10,000+ LED
SIGN RETROFITS

RAPID LAMP

**CONNECT UP TO
20 IN A SERIES.**

**WORKS WELL EVEN IN BELOW FREEZING
AND 100F+ TEMPERATURES**

KEY FEATURES

**50,000 HOURS
RATED LIFE**

**5 YEARS
WARRANTY**

RAPID LAMP GEN 2

Highly efficient LED lamps

Generation 2 Tubes are designed to retrofit any sign (any size) in approximately 30 minutes. A super bright, efficient LED light with light output over 700lm/ft. Lower energy consumption and maintenance free.

Available Sizes

F18, F24, F30, F36, F42, F48, F60, F64, F72, F84, F96, F108, F117, F120.

DRIVERS INSIDE

**NO EXTERNAL
POWER SUPPLY
NEEDED**

**F108, F117, AND F120
COMES IN TWO PIECES.**



**SAM
LISTED**

**UL
CERTIFIED**



**WORKS ON
100 TO 277 V**

**DOUBLE SIDED
SIGN TUBE**



PATENTED LED LAMPS

Patent: #10,465,860 | Grant Date: 05/11/2019

**ROATATING
R17D BASE**



**WEATHER
PROOF**

**6000K COLOR
TEMPERATURE**

RAPID LAMP GENERATION 2

PRODUCT TECH SPECS

MODEL NAME	TUBE SIZE	WATTAGE	LUMENS	COLOR TEMP.	CASE QUANTITY
2SL07T10XX0450	F18	7W	910lm	6000K	04pcs/10pcs
2SL13T10XX0600	F24	13W	1560lm	6000K	04pcs/10pcs
2SL13T10XX0750	F30	13W	1690lm	6000K	04pcs/10pcs
2SL16T10XX0900	F36	16W	2080lm	6000K	04pcs/10pcs
2SL21T10XX1050	F42	21W	2700lm	6000K	04pcs/10pcs
2SL21T10XX1200	F48	21W	2730lm	6000K	04pcs/10pcs
2SL28T10XX1500	F60	28W	3640lm	6000K	04pcs/10pcs
2SL28T10XX1600	F64	28W	3640lm	6000K	04pcs/10pcs
2SL38T10XX1800	F72	38W	4750lm	6000K	04pcs/10pcs
2SL38T10XX2100	F84	38W	4750lm	6000K	04pcs/10pcs
2SL51T10XX2475	F96	51W	6630lm	6000K	04pcs/10pcs
2SL51T10XX2700	F108	51W	6630lm	6000K	04pcs/10pcs
2SL60T10XX2925	F117	60W	8450lm	6000K	04pcs/10pcs
2SL60T10XX3000	F120	60W	8450lm	6000K	04pcs/10pcs

IDEAL USES

The new **RAPID LAMP Generation 2** is ideal for any **Pylon or Monument Sign**, whether it's **small or large and low or tall**.

SIGNLIGHTSLED® BY
HAVELLS

7+ YEARS
IN MARKET

10,000+ LED
SIGN RETROFITS

RAPID LAMP

**CONNECT UP TO
20 IN A SERIES.**

**WORKS WELL EVEN IN BELOW FREEZING
AND 100F+ TEMPERATURES**

KEY FEATURES

**50,000 HOURS
RATED LIFE**

RAPID LAMP GEN 3 FOR SLIM CABINETS

**Lighting Excellence: No More
Hot Spots**

Our Generation 3 LED sign tubes, designed with a lens over the led to ensure even light distribution across sign cabinets, eliminating hot spots.

Available Sizes

F36, F42, F48, F60, F64, F72, F84, F96, F108, F117, F120

The Rapid Lamp Gen 3 for slim cabinets is available in a packs of 8.



**F108, F117, F120
COMES IN TWO PIECES.**



**DRIVERS
INSIDE**

**ROTATING
R17D BASE**

NO
EXTERNAL
POWER
SUPPLY
NEEDED

**5 YEARS
WARRANTY**

**SAM
LISTED**

**UL
CERTIFIED**

**DOUBLE SIDED
SIGN TUBE**

**6000K COLOR
TEMPERATURE**



PATENTED LED LAMPS

Patent: #10,794,548 | Grant Date: 06/10/2020

RAPID LAMP GENERATION 3 FOR SLIM CABINETS

PRODUCT TECH SPECS

MODEL NAME	TUBE SIZE	WATTAGE	LUMENS	COLOR TEMP.	CASE QUANTITY
3SL16T10XX0900	F36	16W	2080lm	6000K	8 pcs
3SL21T10XX1050	F42	21W	2700lm	6000K	8 pcs
3SL21T10XX1200	F48	21W	2730lm	6000K	8 pcs
3SL28T10XX1500	F60	28W	3640lm	6000K	8 pcs
3SL28T10XX1600	F64	28W	3640lm	6000K	8 pcs
3SL38T10XX1800	F72	38W	4750lm	6000K	8 pcs
3SL38T10XX2100	F84	38W	4750lm	6000K	8 pcs
3SL51T10XX2475	F96	51W	6630lm	6000K	8 pcs
3SL51T10XX2700	F108	51W	6630lm	6000K	8 pcs
3SL60T10XX2925	F117	60W	8450lm	6000K	8 pcs
3SL60T10XX3000	F120	60W	8450lm	6000K	8 pcs

IDEAL USES

The new **RAPID LAMP Generation 3** is ideal for installation in **any sign with slim cabinet or on a wall/building fascia sign.**

KEY FEATURES

BYPASSES BALLAST
NO EXTERNAL
DRIVER REQUIRED

**50,000 HOURS
RATED LIFE**

RAPID LAMP GEN 3 FOR MENU BOARDS

**5 YEARS
WARRANTY**

UNIFORM LIGHT OUTPUT

Crafted with an LED lens to control light dispersion, ensuring uniform illumination for menu boards and one-sided signs. This design eliminates the need for one-sided lamps, allowing the use of the same bulbs for both menu boards and dual side cabinets.



DESIGN
MENU



**SAM
LISTED**



**UL
CERTIFIED**

Available Sizes

F48, F64 & F84

The Rapid Lamp Gen 3 for menu boards is available in 5000K color temperature and in packs of 20.



EVEN LIGHT ILLUMINATION



**WORKS ON
100 TO 277V**

**DOUBLE SIDED
SIGN TUBE**



PATENTED LED LAMPS

Patent: #10,794,548 | Grant Date: 06/10/2020




**WEATHER
PROOF**

**5000K COLOR
TEMPERATURE**

RAPID LAMP GENERATION 3 FOR MENU BOARDS

PRODUCT TECH SPECS

MODEL NAME	TUBE SIZE	WATTAGE	LUMENS	COLOR TEMP.	CASE QUANTITY
3SL21T10XX1200	F48	21W	2730lm	5000K	20 pcs
3SL28T10XX1600	F64	28W	3640lm	5000K	20 pcs
3SL38T10XX2100	F84	38W	4750lm	5000K	20 pcs



IDEAL USES

The new **RAPID LAMP Generation 3** is ideal for installation in **any menu boards**.

SIGNLIGHTSLED® BY
HAVELLS



RAPID BRACKET

Versatile Mounting Brackets

Rapid mounting brackets come in multiple models, allowing you to install various sizes and types of LED tubes within the cabinet of a sign.

Back Mounting Bracket



Back mounting bracket can be used on the wall or ceiling, to add light and to light up very tight spaces. This rapid bracket can be easily used in combination with rapid lamp to light up building awning, canopy, fascia or roof line.

Side Mounting Bracket



Side mounting brackets are installed at side panels inside the LED sign board cabinet. They are used to mount LED lights on side panels inside the cabinet.

RAPID BRACKET

KEY FEATURES



UL
CERTIFIED



EASY
ASSEMBLY



COMPATIBLE
FOR ALL SIZES



PRICING
ADVANTAGE



QUALITY
ASSURANCE



WEATHER
PROOF



BACK
MOUNTING
BRACKET



SIDE
MOUNTING
BRACKET



RAPID BRACKET

PRODUCT TECH SPECS

TUBE SIZE	PACK SIZE	CLEARANCE NEED TO USE RAPID BRACKET IN CABINET
F18	10pcs	16 1/4"
F24	10pcs	22 1/4"
F30	10pcs	28 1/4"
F36	10pcs	34 1/4"
F42	10pcs	40 1/4"
F48	10pcs	46 1/4"
F60	10pcs	58 1/4"
F64	10pcs	62 1/4"
F72	10pcs	70 1/4"
F84	10pcs	82 1/4"
F96	10pcs	94 1/4"
F108	10pcs	106 1/8"
F117	10pcs	115 1/8"
F120	10pcs	118 1/8"

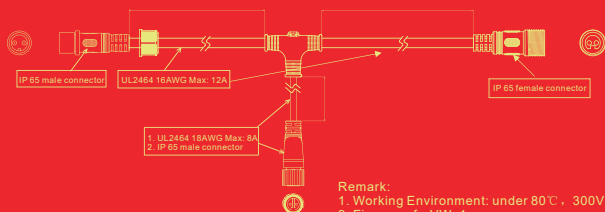
T - CONNECTORS

Elevate Your LED Displays

Our T-Connectors are specially designed to provide a secure and easy connection between the LED Sign Tubes. These connectors not only simplify the installation but also ensure a consistent power flow to keep your sign board lighted uninterruptedly.

AC INPUT WIRE

Ensure a safe and efficient electrical connection for your LED installations with our UL-Rated AC Input Wires. Crafted to meet the highest safety standards, these wires are UL-rated and perfect for all your LED signage needs. Whether you're setting up a new sign or upgrading an existing one, our AC Input Wires provide a reliable and secure connection.



Remark:
1. Working Environment: under 80°C , 300V
2. Fire-proof: VW-1
3. RoHS Standard

ACCESSORIES

KEY FEATURES



UL
CERTIFIED



EASY TO USE
AND INSTALL



COMPATIBLE
FOR ALL SIZES



PRICING
ADVANTAGE



QUALITY
ASSURANCE



WEATHER
PROOF

RAPID LAMP GENERATION 2 | RAPID LAMP GENERATION 3

SUGGESTED DISTANCE BETWEEN TWO RAPID LAMPS


CABINET WIDTH	SUGGESTED TWO SIDED RAPID LAMP DISTANCE	CABINET FACES	SUGGESTED LAMP
4" - 6"	6" - 7"	Two face cabinet	Gen 3
8" - 10"	8"	Two face cabinet	Gen 2
Over 10"	12" - 13"	Two face cabinet	Gen 2
4" -6"	5" - 6"	One face cabinet	Gen 3
8"	6"- 8"	One face cabinet	Gen 2 / Gen 3
3"	3"-5"	One face / Two face cabinet	Gen 3

MODULE

150 DEGREE BEAM
ANGLE - BATWING



170 DEGREE BEAM
ANGLE - STRAIGHT PRO



EDGE MODULE

24V | 3W | IP 68

SLNEP30-65L-24V



3-LED MINI MODULE

24& 12V | 0.72W | IP 68

SLNMP07-65D-24/12V



3-LED MODULE

24& 12V | 1.1 W | IP 68

SLNRP11-65W-24/12V



7-LED MODULE

24V | 2W | IP 68

SLNMP07-65D-24V



We offer state-of-the-art LED modules in multiple wattage options. Our range of modules comprises of the Edge Module, 7-LED Module, 3-LED Module, and 3-LED Mini Module. The Edge Module & 7-LED Module are available in 24V input, and the 3-LED & 3-LED Mini Modules are available in both 12V and 24V input. All of our modules feature an IP68 rating and a 10-year warranty. Our LED modules offer incredible performance and are environmentally friendly and durable.

KEY FEATURES



50,000 HOURS
RATED LIFE

10 YEARS
WARRANTY

MODULE PRODUCT TECH SPECS

DESCRIPTION	EDGE MODULE	3-LED MINI MODULE	3-LED MODULE	7-LED MODULE
Part no.	SLNEP30-XXL-24V	SLNMP07-XXD-24/12V	SLNRP11-XXW-24/12V	SLNHP20-XXL-24V
CCT(k)	3000 4000 6500 7000 10000	3000 4000 6500 7000 10000	3000 4000 6500 7000 10000	3000 4000 6500 7000 10000
Beam angle (°)	Asymmetric lens 20°	Diffuser Lens 150°	Wide Angle 170°	Wide Angle 170°
Operating Voltage(v)	24V	24 & 12V	24 & 12V	24V
Power(w)	3.0 W	0.72 W	1.1 W	2.0 W
Lumen per Feet	424.51	313.28	235.71	291.33
No. of LED Modules per string	20 modules	50 modules	50 modules	20 modules
Efficacy (Lm/W)	102 Lm/W	95 Lm/W	100 Lm/W	105 Lm/W
No. of Module per feet	1.39	4.58	2.14	1.39
Life Span	50,000h	50,000h	50,000h	50,000h
Protection grade	IP 68	IP 68	IP 68	IP 68
Dimension(mm)	90L x 35W x 10H	31L x 11W x 8.5H	66L x 15W x 8.5H	42L x 42W x 8.5H



**50,000 HOURS
RATED LIFE**

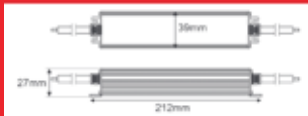
**10 YEARS
WARRANTY**

SIGNLIGHTSLED® BY
HAVELLS

LED POWER SUPPLY

SLNU60W-12V | SLNU60W-24V

60 WATTS
CONSTANT VOLTAGE




SLNU100W-12V | SLNU100W-24V

100 WATTS
CONSTANT VOLTAGE



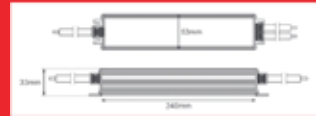
SLNU120W-12V | SLNU120W-24V

120 WATTS
CONSTANT VOLTAGE



SLNU180W-12V | SLNU180W-24V

180 WATTS
CONSTANT VOLTAGE



KEY FEATURES



FULL LOADING
CAPACITY (100%)



5 YEARS
WARRANTY

LED POWER SUPPLY

PRODUCT TECH SPECS

DESCRIPTION	SLNU60W-12V	SLNU60W-24V	SLNU100W-12V	SLNU100W-24V	SLNU120W-12V	SLNU120W-24V	SLNU180W-12V	SLNU180W-24V
Rated Power	60 Watts	60 Watts	96 Watts	96 Watts	120 Watts	120 Watts	180 Watts	180 Watts
Output Voltage	12 V-DC	24 V-DC	12 V-DC	24 V-DC	12 V-DC	24 V-DC	12 V-DC	24 V-DC
Output Current	5.0A	2.5A	8.32A	4.16A	10.0A	5.0A	15.0A	7.5A
Efficiency	~85%	~85%	~85%	~85%	~85%	~85%	~90%	~90%
Dimension	212mm x 39mm x 27mm		216mm x 53mm x 33mm		210mm x 66mm x 43mm		240mm x 53mm x 33mm	
Nominal Input Voltage	120 V-AC		120 V-AC		120 V-AC		120 V-AC	
Input Voltage Range	110 - 277 V-AC		110 - 277 V-AC		110 - 277 V-AC		110 - 277 V-AC	
Output Voltage Regulation	Within 1%		Within 1%		Within 1%		Within 1%	
Input Frequency	47 - 63 Hz		47 - 63 Hz		47 - 63 Hz		47 - 63 Hz	
Surge	6 k Volt L/E and L/N		6 k Volt L/E and L/N		6 k Volt L/E and L/N		6 k Volt L/E and L/N	
Working Temperature	-20° to 50° C		-20° to 50° C		-20° to 50° C		-20° to 50° C	
IP Rating	IP 67		IP 67		IP 67		IP 67	
Protection	Over & Under Voltage, Short Circuit, Over heating				Over & Under Voltage, Short Circuit, Over heating			



5 YEARS
WARRANTY



SELV



OUR LIGHTS IN RENOWNED LOGOS



WHY CHOOSE US



EASY INSTALLATION

Retrofitting signs with our Rapid Lamps is a breeze. Just cut the power, remove the old bulbs and ballast entirely, insert our Signlights LED Rapid Lamps, and connect with the included power cable and T-connectors. The installation expected to be completed in approximately 30 minutes.



CHOOSE FROM A SPECTRUM OF SIZES

We offer multiple universal sizes to fit all your installation needs. Read off the "F number" from the existing fluorescent tubes to find the exact replacement from our double sided lamps with rotatable R17D ends.



TOMORROW'S INNOVATIONS

Our bulbs with internal drivers and a daisy-chain system for connecting up to 20 lamps in a series render sockets as mere placeholders. A single malfunctioning tube won't affect others, so your sign remains lit until maintenance. Check out our full product line to see how you can light up today with tomorrow's innovation.



LOWER COST

Signlight LED offers lamps that provide uniform and superior lighting for higher impact signage. Improve the presence of your business at a lower cost with our industry leading Rapid Lamps.



VIBRANT LIGHTING & DURABILITY

Our LED bulbs provide better heat dissipation, vibrant lighting, enhanced durability, & significant cost savings over their lifespan.

Customer Testimonials

We appreciate the good service that we have received from Signlights. They always help in any way they can and we have been well satisfied with the LED lamps. Thanks Signlights LED.

- G & S SIGNS

Sumter SC

I'm 100% satisfied with your product. Installation was easy, and the quality exceeded expectations. Your LED lights outshine competitors, and the price is great. A win-win situation.

- JIM SHERRELL

Metro Signs

It has always been a pleasure to work with Signlight LED for us at Yesco Indianapolis South. The Signlight GEN 2 LED Sign Tubes have been a great solution for us. Quality product and very tech-friendly to install.

- SEAN LIECHTY

Owner of Yesco Indianapolis South

Excellent Work, Extremely happy with the makeover of our Sign.

- SHAILEN PATEL

Red Roof Inn & Suites

I did my first conversion with the lamps and they worked great! The customer is really happy with the results.

- KYLE A

CL & S

Bojangles' Sign is shining with Lights from Signlights LED. It's really bright and these new technology tubes from Signlights LED are great.

- BOJANGLES

CEO

SIGNLIGHTS LED ADVANTAGES


Welcome to Signlights LED! We take pride in introducing the most innovative LED Signlights tailored for your market. As pioneers, we are the first to offer our exclusive bulbs with internal drivers, setting new standards in the industry. With our exceptional product line, you can minimize your requirements for additional inventory, extra wiring, downtime, and extensive staff training. We've streamlined the process for your convenience. Experience the versatility of our multiple sizes, meticulously designed to cater to all your installation needs. Moreover, our circular tubes with double-sided illumination provide broader coverage, ensuring wider illumination areas. Embrace the advantages of our LED bulbs, which excel in heat dissipation, vibrant lighting, and durability, and deliver substantial cost savings throughout the lifespan of your sign. You can trust us to provide the ultimate solution for your signage requirements.


CONTACT US


Headquarter Office: 111 Preamble Court, Anderson, SC-29621

Phone: (855) 428-3557 | **Email:** infousa@havells.com



 www.havellsighting.com

 facebook.com/havellsightingllc  instagram.com/havellsightingllc

 linkedin.com/company/havellsightingllc